


# Feed-through header - PTSM 0,5/ 7-HTB-2,5-SMD WH R44 - 1830171

Please be informed that the data shown in this PDF Document is generated from our Online Catalog. Please find the complete data in the user's documentation. Our General Terms of Use for Downloads are valid (<http://phoenixcontact.com/download>)

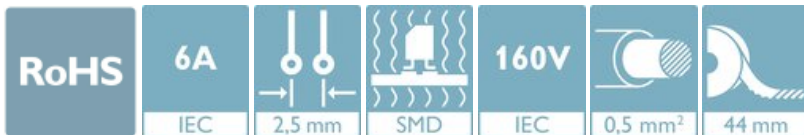


PCB header, nominal cross section: 0.5 mm<sup>2</sup>, color: white, nominal current: 6 A, rated voltage (III/2): 160 V, contact surface: Tin, type of contact: Male connector, number of potentials: 7, Number of rows: 1, Number of positions per row: 7, number of connections: 7, product range: PTSM 0,5/..-HTB-SMD WH, pitch: 2.5 mm, mounting: SMD soldering, pin layout: Linear pad geometry, plug-in system: COMBICON COMPACT PTSM, Pin connector pattern alignment: Standard, Locking: without, mounting: without, type of packaging: 44 mm wide tape


The figure shows a 3-position version

## Your advantages

- ✓ White design: Stable color when welding and during use
- ✓ Designed for integration into the SMT soldering process
- ✓ Supplied in tape-on-reel packing according to IEC 60286-3 for automated mounting
- ✓ Additional solder anchors reduce the mechanical strain on the soldering spots
- ✓ Through-board header for low plug-in connection height on the PCB



## Key Commercial Data

Packing unit	1 pc
Minimum order quantity	330 pc
GTIN	 4 046356 884778
GTIN	4046356884778
Weight per Piece (excluding packing)	3.340 g
Custom tariff number	85366930
Country of origin	Germany

## Technical data

### Item properties

Brief article description	Feed-through header
Connector system	COMBICON COMPACT PTSM

## Feed-through header - PTSM 0,5/ 7-HTB-2,5-SMD WH R44 - 1830171

### Technical data

#### Item properties

Type of contact	Male connector
Range of articles	PTSM 0,5/..-HTB-SMD WH
Pitch	2.5 mm
Number of positions	7
Mounting type	SMD soldering
Pin layout	Linear pad geometry
Locking	without
Number of levels	1
Number of connections	7
Number of potentials	7
Pin connector pattern alignment	Standard

#### Electrical parameters

Nominal current	6 A
Nom. voltage	160 V
Rated voltage (III/3)	125 V
Rated voltage (III/2)	160 V
Rated voltage (II/2)	250 V
Rated surge voltage (III/3)	2.5 kV
Rated surge voltage (III/2)	2.5 kV
Rated surge voltage (II/2)	2.5 kV

#### Material data - contact

Note	WEEE/RoHS-compliant, free of whiskers according to IEC 60068-2-82/ JEDEC JESD 201
Contact material	Cu alloy
Surface characteristics	Tin-plated
Metal surface contact area (top layer)	Tin (3 - 5 µm Sn)
Metal surface contact area (middle layer)	Nickel (1.3 - 3 µm Ni)
Metal surface soldering area (top layer)	Tin (3 - 5 µm Sn)
Metal surface soldering area (middle layer)	Nickel (1.3 - 3 µm Ni)

#### Material data - housing

Housing color	white (9010)
Insulating material	PA
Insulating material group	I
CTI according to IEC 60112	600
Flammability rating according to UL 94	V0

#### Flange specifications

# Feed-through header - PTSM 0,5/ 7-HTB-2,5-SMD WH R44 - 1830171

## Technical data

### Flange specifications

Type of locking	without
Mounting flange	without

### Dimensions for the product

Caption	Schematische Abbildung - weitere Details siehe Produktfamilienzeichnung im Download Center
Length [ l ]	9.5 mm
Width [ w ]	22.2 mm
Height [ h ]	8.2 mm
Pitch	2.5 mm
Height (without solder pin)	8.2 mm

### Dimensions for PCB design

Pad geometry	1.2 x 2.5 mm
--------------	--------------

### Packaging information

Type of packaging	44 mm wide tape
Pieces per package	330
Denomination packing units	Pcs.
[W] tape width	44 mm
[A] coil diameter	330 mm
[W2] coil overall dimension	50.4 mm
Outer packaging type	Transparent-Bag
ESD level	(D) electrostatically conductive
Specification	DIN EN 61340-5-1 (VDE 0300-5-1): 2008-07

### Processing notes

Process	Reflow soldering
Specification	Following IPC/JEDEC J-STD-020D.1:2008-03
	Following IEC 60068-2-58:2005-02
Moisture Sensitive Level	MSL 1
Classification temperature T <sub>c</sub>	260 °C
Solder cycles in the reflow	3

### Ambient conditions

Ambient temperature (storage/transport)	-40 °C ... 70 °C
Ambient temperature (assembly)	-5 °C ... 100 °C
Ambient temperature (operation)	-40 °C ... 100 °C (dependent on the derating curve)

### Air clearances and creepage distances

Clearances and creepage distances	IEC 60664-1:2007-04
-----------------------------------	---------------------

# Feed-through header - PTSM 0,5/ 7-HTB-2,5-SMD WH R44 - 1830171

## Technical data

### Air clearances and creepage distances

Specification	IEC 60664-1:2007-04
Minimum clearance - inhomogeneous field (III/3)	1.5 mm
Minimum clearance - inhomogeneous field (III/2)	1.5 mm
Minimum clearance - inhomogeneous field (II/2)	1.5 mm
Minimum creepage distance value (III/3)	1.9 mm
Minimum creepage distance value (III/2)	1.5 mm
Minimum creepage distance value (II/2)	1.6 mm

### Mechanical tests (A)

Test specification	IEC 61984
Insertion strength per pos. approx.	5 N
Withdraw strength per pos. approx.	3 N
Polarization when inserted requirement >20 N	Test passed
Contact holder in insert requirements >20 N	Test passed

### Durability tests (B)

Specification	IEC 60512-9-1:2010-03
Contact resistance $R_1$	2.4 m $\Omega$
Insertion/withdrawal cycles	10
Contact resistance $R_2$	2.3 m $\Omega$
Impulse withstand voltage at sea level	2.95 kV

### Thermal tests (C)

Specification	IEC 60512-5-1:2002-02
Number of positions	8
Upper limiting temperature requirements <100 °C	Test passed

### Climatic tests (D)

Specification	ISO 6988:1985-02
Cold stress	-40 °C/2 h
Thermal stress	100 °C/168 h
Corrosive stress	0.2 dm <sup>3</sup> SO <sub>2</sub> on 300 dm <sup>3</sup> /40 °C/1 cycle
Impulse withstand voltage at sea level	2.95 kV
Power-frequency withstand voltage	1.39 kV

### Environmental and durability tests (E)

Specification	IEC 61984:2008-10
Result, degree of protection, IP code	Finger safety with IP20 test finger

### Vibration test

# Feed-through header - PTSM 0,5/ 7-HTB-2,5-SMD WH R44 - 1830171

## Technical data

### Vibration test

Specification	IEC 60068-2-6:2007-12
Frequency	10 - 150 - 10 Hz
Sweep speed	1 octave/min
Amplitude	0.35 mm (10 - 60.1 Hz)
Acceleration	5g (60.1 - 150 Hz)
Test duration per axis	2.5 h

### Standards and Regulations

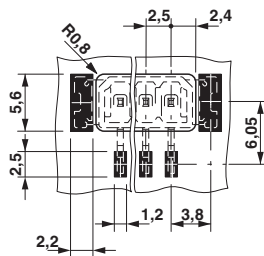
Connection in acc. with standard	UL
Flammability rating according to UL 94	V0

### Environmental Product Compliance

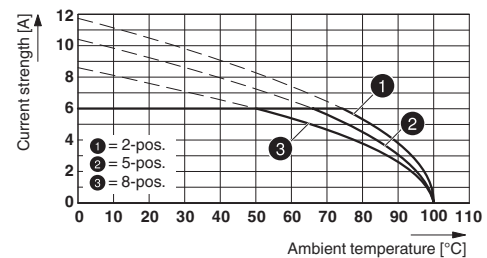
China RoHS	Environmentally friendly use period: unlimited = EFUP-e
	No hazardous substances above threshold values

## Drawings

Drilling diagram

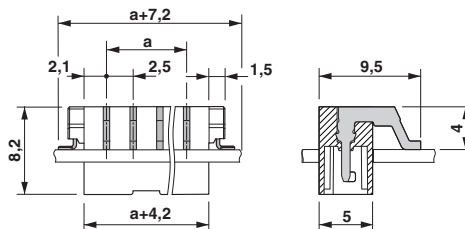


Diagram



Type: PTSM 0,5/...-P-2,5 WH with PTSM 0,5/...-HTB-2,5-SMD WH R...

Dimensional drawing



# Feed-through header - PTSM 0,5/ 7-HTB-2,5-SMD WH R44 - 1830171

## Classifications

### eCl@ss

eCl@ss 10.0.1	27440402
eCl@ss 11.0	27460201
eCl@ss 4.0	27260700
eCl@ss 4.1	27260700
eCl@ss 5.0	27260700
eCl@ss 5.1	27260700
eCl@ss 6.0	27260700
eCl@ss 7.0	27440402
eCl@ss 9.0	27440402

### ETIM

ETIM 4.0	EC002637
ETIM 6.0	EC002637
ETIM 7.0	EC002637

### UNSPSC

UNSPSC 6.01	30211810
UNSPSC 7.0901	39121409
UNSPSC 11	39121409
UNSPSC 12.01	39121409
UNSPSC 13.2	39121409
UNSPSC 18.0	39121409
UNSPSC 19.0	39121409
UNSPSC 20.0	39121409
UNSPSC 21.0	39121409

## Approvals

### Approvals

---

Approvals

VDE Zeichengenehmigung / UL Recognized / EAC / cULus Recognized

---

Ex Approvals

---

### Approval details

# Feed-through header - PTSM 0,5/ 7-HTB-2,5-SMD WH R44 - 1830171

## Approvals

VDE Zeichengenehmigung		<a href="http://www2.vde.com/de/Institut/Online-Service/VDE-gepruefteProdukte/Seiten/Online-Suche.aspx">http://www2.vde.com/de/Institut/Online-Service/VDE-gepruefteProdukte/Seiten/Online-Suche.aspx</a>	40048497
Nominal voltage UN	160 V		
Nominal current IN	6 A		
mm <sup>2</sup> /AWG/kcmil	0.14-.5		

UL Recognized		<a href="http://database.ul.com/cgi-bin/XYV/template/LISEXT/1FRAME/index.htm">http://database.ul.com/cgi-bin/XYV/template/LISEXT/1FRAME/index.htm</a>	E118976-20130619
	B		
Nominal voltage UN	150 V		
Nominal current IN	5 A		

EAC			B.01687
-----	--	--	---------

cULus Recognized		<a href="http://database.ul.com/cgi-bin/XYV/template/LISEXT/1FRAME/index.htm">http://database.ul.com/cgi-bin/XYV/template/LISEXT/1FRAME/index.htm</a>	E60425-20110108
	B		
Nominal voltage UN	150 V		
Nominal current IN	6 A		

## Accessories

### Additional products

Sample set - SAMPLE PTSM 0,5/ 7-HTB...SMDWH - 1847180



PCB header, nominal cross section: 0.5 mm<sup>2</sup>, color: white, nominal current: 6 A, rated voltage (III/2): 160 V, contact surface: Tin, type of contact: Male connector, number of potentials: 7, Number of rows: 1, Number of positions per row: 7, number of connections: 7, product range: PTSM 0,5/..-HTB-SMD WH, pitch: 2.5 mm, mounting: SMD soldering, pin layout: Linear pad geometry, plug-in system: COMBICON COMPACT PTSM, Pin connector pattern alignment: Standard, Locking: without, mounting: without, type of packaging: packed in cardboard

## Feed-through header - PTSM 0,5/ 7-HTB-2,5-SMD WH R44 - 1830171

### Accessories

#### Printed-circuit board connector - PTSM 0,5/ 7-P-2,5 WH - 1704860



PCB connector, nominal cross section: 0.5 mm<sup>2</sup>, color: white, nominal current: 6 A, rated voltage (III/2): 160 V, contact surface: Tin, type of contact: Female connector, number of potentials: 7, Number of rows: 1, Number of positions per row: 7, number of connections: 7, product range: PTSM 0,5/..-P WH, pitch: 2.5 mm, connection method: Push-in spring connection, conductor/PCB connection direction: 0 °, plug-in system: COMBICON COMPACT PTSM, Locking: without, mounting: without, type of packaging: packed in cardboard

#### Feed-through header - PTSM 0,5/ 7-HHI-2,5-SMD WHR44 - 1707999



PCB header, nominal cross section: 0.5 mm<sup>2</sup>, color: white, nominal current: 6 A, rated voltage (III/2): 160 V, contact surface: Tin, type of contact: Female connector, number of potentials: 7, Number of rows: 1, Number of positions per row: 7, number of connections: 7, product range: PTSM 0,5/..-HHI-SMD WH, pitch: 2.5 mm, mounting: SMD soldering, pin layout: Linear pad geometry, solder pin [P]: 2 mm, plug-in system: COMBICON COMPACT PTSM, Pin connector pattern alignment: Standard, Locking: without, mounting: without, type of packaging: 44 mm wide tape, Article with anti-rotation pin

#### Feed-through header - PTSM 0,5/ 7-HHI0-2,5-SMD WHR44 - 1815248



PCB header, nominal cross section: 0.5 mm<sup>2</sup>, color: white, nominal current: 6 A, rated voltage (III/2): 160 V, contact surface: Tin, type of contact: Female connector, number of potentials: 7, Number of rows: 1, Number of positions per row: 7, number of connections: 7, product range: PTSM 0,5/..-HHI-SMD WH, pitch: 2.5 mm, mounting: SMD soldering, pin layout: Linear pad geometry, plug-in system: COMBICON COMPACT PTSM, Pin connector pattern alignment: Standard, Locking: without, mounting: without, type of packaging: 44 mm wide tape

#### Feed-through header - PTSM 0,5/ 7-HHI-2,5-THR WH R32 - 1815031



PCB header, nominal cross section: 0.5 mm<sup>2</sup>, color: white, nominal current: 6 A, rated voltage (III/2): 160 V, contact surface: Tin, type of contact: Female connector, number of potentials: 7, Number of rows: 1, Number of positions per row: 7, number of connections: 7, product range: PTSM 0,5/..-HHI-THR WH, pitch: 2.5 mm, mounting: THR soldering, pin layout: Linear pinning, solder pin [P]: 2.1 mm, plug-in system: COMBICON COMPACT PTSM, Pin connector pattern alignment: Standard, Locking: without, mounting: without, type of packaging: 32 mm wide tape

#### Printed-circuit board connector - PTSM 0,5/ 7-PL-2,5 WH - 1709464



PCB connector, nominal cross section: 0.5 mm<sup>2</sup>, color: white, nominal current: 6 A, rated voltage (III/2): 160 V, contact surface: Tin, type of contact: Female connector, number of potentials: 7, Number of rows: 1, Number of positions per row: 7, number of connections: 7, product range: PTSM 0,5/..-PL WH, pitch: 2.5 mm, connection method: Push-in spring connection, conductor/PCB connection direction: 0 °, plug-in system: COMBICON COMPACT PTSM, Locking: Snap-in locking, mounting: Self-locking flange, type of packaging: packed in cardboard

